

BS6
PHASE 2 »

SML
ISUZU

**MAX SAFETY &
COMFORT YET
ECONOMICAL**

7 years of warranty

7

5 years standard warranty +
2 years extended warranty*

*Optional, T&C apply



Low Fuel
Consumption



Built with
High Safety Standards



Low NVH for
Comfortable Journey



Telescopic
Power Steering



Maximum Profit

ecoMAX^{LR}
SCHOOL BUS

Trucks & Buses

TECHNICAL SPECIFICATIONS

Model : ECOMax GS School Bus

ENGINE

Type	BS-VI SLT6 Diesel
Displacement/ Capacity	3455 cc
Description	In line 4 Cylinders, Common Rail Direct Injection with Turbocharger and Intercooler
Power	75 kW (101 hp) @ 2600 rpm
Torque	315 Nm @ 1400-1600 rpm

TRANSMISSION

Clutch	Single Plate Diaphragm type
Gearbox	Synchromesh Manual 5 Forward & 1 Reverse

SUSPENSION

Front	Semielliptical with Multileaf Springs
Rear	Parabolic with Multileaf Springs
Shock Absorbers	Double Acting Telescopic type Hydraulic Dampers

BRAKES

Brakes	Dual Circuit Vacuum Assisted Hydraulic with Auto Slack Adjuster
ABS Fittment	Available

SEATS

Configuration	2 X 2 Layout
Count	18 + 1 + 1 (School Seats + Driver + Co-Driver/Conductor)

WEIGHT & DIMENSIONS

Gross Vehicle Weight	4500 kg
Wheelbase	2815 mm
Length	5577 mm
Width	2030 mm
Height	2510 mm

ELECTRICALS

System Voltage	12 V
Battery Rating	120 Ah

FUEL TANK

Material	Metallic GI
Capacity	90 litres

Disclaimer: The specifications are indicative only and may change without any prior notice, as a result or company's continue inducer to improve it products/service.


NEW



BS VI Phase 2 (OBD2) Compliant Vehicles having Enhanced Performance & Efficiency



CAN Based Meter Cluster with Multi-Info Display & Gear Coaching feature



Electronic Stability Control and Hill Start Aid with next generation EHC Unit (Electro-Hydraulic Control Unit)



Power & Economy Mode Switch

SAFETY



First Aid Kit



Anti-Skid Floor



Window Rail Guard



Emergency Exit Door


COMFORT



Lower Foot Step



Comfortable Seats
with Padded Arm Rest



Dedicated Racks
for School Bags




Adjustable Tilt & Telescopic
Steering for Driver's Comfort

ECONOMY



Highly Fuel
Efficient Engine



Box-type Chassis
for Longevity



Long Lasting
Robust Body



Low Maintenance





SML BUSES COME WITH ADVANCED TELEMATICS



TRACK AND TRACE FEATURE

Real-time updates on the vehicle's condition. These details are systematically categorized, facilitating users in efficiently monitoring vehicles on the portal.



REAL TIME VEHICLE LOCATION

SML Saarthi picks up vehicle location and display it directly over the map



FUEL AND ADBLUE LEVEL

Fuel and Adblue are used to view real-time as well as the trip's details for the vehicle regarding the Fuel and Adblue. With the help of the graph a user can check the details regarding the stats and act upon them timely.



GEOFENCE SERVICES

Geo Fence allows users to create defined areas with the specified boundaries, serving as designated starting or ending points for the feature " routes ". Users receive alerts when a vehicle enters or exits these defined areas, offering enhanced monitoring and security functionalities.



RECORD OF ATTENDANCE

Students and teacher can use the application for recording attendance as well as marks of the student in selected subjects of their respective fields.



SCHOOL STAFF MANAGEMENT

The various type of management can be managed by the school administration such as student fees, students events and teachers events.

WARRANTY*

- Engine & Transmission : 5 Years/ Unlimited Km*
- Vehicle & Differential : 2 Years/ Unlimited Km*
- Bus Body (Fully Build up SML ISUZU Buses) : 2 Years/ Unlimited Km*

ALWAYS USE GENUINE SML ISUZU SPARES



SML VISHWAS
 Drive More, Earn More, Rest we take care

SML EXTEND
 Extended warranty for extra miles



SML XCHANGE
 Exchange Affordability at Your Fingertips



SML ISUZU LTD.

Corporate Office: 204-205, Sector 34-A, Chandigarh-160022
 Website: www.smlisuzu.com

Visit Us: [f @smlisuzuofficial](https://www.facebook.com/smlisuzuofficial) [i @smlisuzuofficial](https://www.instagram.com/smlisuzuofficial) [in @company/sml-isuzu-ltd](https://www.linkedin.com/company/sml-isuzu-ltd)

☺ Pan India Sales, SML Direct #93198 41155 ☺ India 24x7 Service No. # 1800 419 8086 (Toll Free)

Connect with us on WhatsApp via



Missed Call at
 9319871155



Send "Hi" message
 on Whatsapp #9988224365



Type bit.ly/SMLISUZU
 on web browser

Authorised Dealer