

# SAFETY FIRST ALONG WITH COMFORT & STYLE



*Executive* LX  
AIR CONDITIONED  
SCHOOL BUS



**CNG**  
OPTION AVAILABLE




5 years standard warranty +  
2 years extended warranty\*  
\*Optional, T&C apply




# Specifications


Specifications		
ENGINE		
Description	BS -VI SLT6	
Displacement	3455 cc	
Engine Type	4-Cylinder In-line CRDI (Common Rail Direct Injection) Diesel Turbocharger with Intercooler	
PERFORMANCE		
Power	75 kW @ 2600 rpm / 85 kW @ 2600 rpm*	
Torque	315 Nm @ 1400 - 1600 rpm / 400 Nm @ 1400 - 1600 rpm *	
TRANSMISSION		
Gear Box	Manual Synchromesh (5 - Forward & 1 - Reverse)	
Clutch	Single Plate Dry Diaphragm type	
ELECTRICALS		
System Voltage	12 V	
Battery Rating (Voltage & Current)	12 V & 120 A/h	
STEERING		
Type	Recirculating Ball Type - Power Steering	
SUSPENSION		
Type	Semi-Elliptical with Multi-leaf Springs	
Shock Absorbers	Hydraulic Double Acting & Telescopic Dampers (Front & Rear)	
BRAKES		
Service Brakes	Vacuum Assisted Dual Circuit Pneumatic (Air Brakes)	
Parking Brakes	Mechanical Expanding Type on Rear Wheels	
Auto Slack Adjustor	Provided	
ABS	Provided	
DIMENSIONS		
Overall Length (mm)	8290	9650
Overall Width (mm)	2262	
Overall Height (mm)	3060	
Wheel Base (mm)	4240	5100
SEATING LAYOUT		
3 X 2 (School Bus Seats)	40+1 / 42+1	49+1+1 / 51+1+1
2 X 2 (Semi Reclining Highback Seats)	27+1+1 / 29+1+1	35+1+1 / 37+1+1
TYRES		
No. of Tyres	6+1	
Tyres Size	8.25X16 - 16PR	




NEW




BS VI Phase 2 (OBD2) Compliant Vehicles having Enhanced Performance & Efficiency



CAN Based Meter Cluster with Multi-Info Display & Gear Coaching feature



Electronic Stability Control and Hill Start Aid with next generation EHCU (Electro-Hydraulic Control Unit)



Power & Economy Mode Switch

Sliding Glass Variant Also Available with AC

Disclaimer: The specifications given in the table above may change without any prior notice, as per company policy of the continuous improvement of its Products & Service. The product photographs and both in physical and digital form are for illustrative purposes only. The actual product may vary.




NEW



BS VI Phase 2 (OBD2) Compliant Vehicles having Enhanced Performance & Efficiency



CAN Based Meter Cluster with Multi-Info Display & Gear Coaching feature



Electronic Stability Control and Hill Start Aid with next generation EHCU (Electro-Hydraulic Control Unit)



Power & Economy Mode Switch

**Sliding Glass Variant Also Available with AC**

Disclaimer: The specifications given in the table above may change without any prior notice, as per company policy of the continuous improvement of its Products & Service. The product photographs used in this brochure are for indicative or reference purpose only. The original product may vary.

# Host of Child Friendly Features to ensure Safety, Comfort & Premium feel



School Bus Insignia



Windows Rail-Guards  
In Sliding Glass Verient



Emergency Exit



Comfortable Seats  
with Padded Arm Rest  
& Semi-Reclining\*



Dedicated Racks For School  
Bags and Bottle Hooks




Driver Controlled  
Electro-Pneumatic Door  
with Buzzer Sound



Reverse Parking Sensor  
with Camera for Driving  
Comfort & Safety



Firstaid Kit & Fire  
Extinguisher



Equipped with efficient  
BS-VI Engine



Low FootStep For  
Easy Entry & Exit



Fully Air Conditioned Bus  
with individual AC Louvers &  
Reading Lamps



Anti Skid Floor





## SML BUSES COME WITH ADVANCED TELEMATICS



### TRACK AND TRACE FEATURE

Real-time updates on the vehicle's condition. These details are systematically categorized, facilitating users in efficiently monitoring vehicles on the portal.



### REAL TIME VEHICLE LOCATION

SML Saarthi picks up vehicle location and display it directly over the map



### FUEL AND ADBLUE LEVEL

Fuel and Adblue are used to view real-time as well as the trip's details for the vehicle regarding the Fuel and Adblue.

With the help of the graph a user can check the details regarding the stats and act upon them timely.



### GEOFENCE SERVICES

Geo Fence allows users to create defined areas with the specified boundaries, serving as designated starting or ending points for the feature " routes ". Users receive alerts when a vehicle enters or exits these defined areas, offering enhanced monitoring and security functionalities.



### RECORD OF ATTENDANCE

Students and teacher can use the application for recording attendance as well as marks of the student in selected subjects of their respective fields.



### SCHOOL STAFF MANAGEMENT

The various type of management can be managed by the school administration such as student fees, students events and teachers events.

### Warranty :

- Engine & Gear Box : 5 years for unlimited kilometers run
- Differential & Aggregates : Upto 2 years for unlimited kilometers run
- Bus Body : 2 years for unlimited kilometers run

**ALWAYS USE GENUINE SML ISUZU SPARES**



**SML VISHWAS**  
Dine, Drive, Earn More, Rest we take care

**SML EXTEND**  
Extended warranty for extra miles

**SML XCHANGE**  
Exchange Affordability at Your Fingertips



**SML ISUZU LTD.**

Corporate Office: 204-205, Sector 34-A, Chandigarh-160022  
Website: [www.smlisuzu.com](http://www.smlisuzu.com)

Visit Us: [f @smlisuzuofficial](https://www.facebook.com/smlisuzuofficial) [i @smlisuzuofficial](https://www.instagram.com/smlisuzuofficial) [in @company/sml-isuzu-ltd](https://www.linkedin.com/company/sml-isuzu-ltd)

☺ Pan India Sales, SML Direct #93198 41155 ☺ India 24x7 Service No. # 1800 419 8086 (Toll Free)

Connect with us on WhatsApp via



Missed Call at  
9319871155



Send "Hi" message  
on Whatsapp #9988224365



Type [bit.ly/SMLISUZU](https://bit.ly/SMLISUZU)  
on web browser

**Authorised Dealer**