



SML
ISUZU

YOUR IDEAL TRAVEL COMPANION FOR A **PRODUCTIVE DAY!**



S7 Staff Bus



5 years standard warranty +
2 years extended warranty*
*Optional, T&C apply



CNG
OPTION AVAILABLE



AC OPTIONAL
IN SELECT VARIANTS

DUAL DOOR
Option Available



LOW NVH
COMFORT JOURNEY



LOW FUEL
CONSUMPTION



TELESCOPIC
POWER STEERING



BUILT WITH HIGH
SAFETY STANDARDS

Trucks & Buses

SPECIFICATIONS

All Models 'AIS 052' Bus Body Code Approved

Engine			
Description	BS-VI SLT6		
Displacement (cc)	3455		
	4-Cylinder In-line		
Engine Type	Common Rail Direct Injection		
	Diesel Turbo-charger with Inter-cooler		
Performance			
Engine Power	75 kW @ 2600 rpm		
Torque	315 Nm @ 1400 - 1600 rpm		
Transmission			
Gear Box	Synchromesh Manual 5 - Forward & 1 - Reverse		
Clutch	Single Type Plate Diaphragm		
Suspension	Semi-elliptical with Multi-leaf Springs		
	Seats Configuration		
Wheel Base (mm)	3335	4240	5100
Bus Dimensions (l×w×h) (All in mm)	6515 x 2262 x 2840	7920 x 2262 x 2860	9280 x 2262 x 2860
AC Bus Dimensions (l×w×h) (All in mm)	6515 x 2262 x 3040	7920 x 2262 x 3060	9280 x 2262 x 3060
Gross Vehicle Weight (Max. Permissible) (kg)	6440	7920	8800
	2 x 2 Seating Layout (High Head Rest & Fixed Back Seats)		
Air Conditioned Bus (with full driver partition)	19 + 1 + 1	27 + 1 + 1	35 + 1 + 1
Non Air Conditioned Bus	22 + 1 / 24 + 1	30 + 1 / 32 + 1	38 + 1
No. of Tyres	6+1	6+1	6+1
Power Steering	Available	Available	Available
Brakes	Air Brake Optional	Air Brake	Air Brake

Disclaimer: Above specifications may change without any prior notice, as per the company's policy of continues improvement of its products/services.



SML BUSES COME WITH ADVANCED TELEMATICS



TRACK AND TRACE FEATURE

Real-time updates on the vehicle's condition. These details are systematically categorized, facilitating users in efficiently monitoring vehicles on the portal.



REAL TIME VEHICLE LOCATION

SML Saarthi picks up vehicle location and display it directly over the map



NEAR BY

Helps you in finding the nearest dealer showroom, service center, spare parts seller & local mechanics at the push of a button



REPORT

One-demand Daily ignition Report & Trip Summary Report along with through route playback option and drive behaviour.



REMINDER

Get reminder for schedule service based on either the time period or the km's covered by the vehicle whichever is earlier.



ALERT TAB

Real time Exception alert like over speed, engine idling, harsh braking, high acceleration, vehicle battery health and engine on/off.



FUEL AND ADBLUE LEVEL

Fuel and Adblue are used to view real-time as well as the trip's details for the vehicle regarding the Fuel and Adblue. With the help of the graph a user can check the details regarding the stats and act upon them timely.



GEOFENCE SERVICES

Geo Fence allows users to create defined areas with the specified boundaries, serving as designated starting or ending points for the feature " routes ". Users receive alerts when a vehicle enters or exits these defined areas, offering enhanced monitoring and security functionalities.


NEW



BS VI Phase 2 (OBD2)
Compliant Vehicles
having Enhanced
Performance & Efficiency



CAN Based Meter Cluster
with Multi-Info Display
& Gear Coaching feature



Electronic Stability Control
and Hill Start Aid with
next generation EHCU
(Electro-Hydraulic Control Unit)



Power & Economy
Mode Switch

SALIENT FEATURES


Comfort Features




Comfortable Seats
with Arm Rests



Full length and wider
hatrack



Low Foot Step



LED Saloon Lights



Best in Class Gangway


Safety Features



Emergency Exit



Peep Window for safe
driving & better side view



Anti Skid Floor




Fire Extinguisher




First Aid Box

Economy Features & others



Highly Fuel Efficient Engine



Box Type Chassis for
longevity



Long Lasting Robust Body



Low Maintenance Cost



Adjustable Power Steering
for less driver fatigue

All India Dealership Network

SALES | SERVICE | SPARES



- 3S: Authorized Dealership
- ▲ 2S: Authorized Service Station
- 1S: Spares Parts Distributor
- ◆ QSP : Quick Service Points
- ◆ DSB : Dealer Service Branch
- ★ SO : Sales Office

Why Choose **SML?**

- ☀ Wide and Far Reaching Dealer Network
- ☀ Excellent Service Support
- ☀ Trustworthy and be assured that your vehicle is in the safe hands when it comes to service
- ☀ Easy Availability of Spares
- ☀ Easy Finance Available from All leading Banks and Financial Lending institutions

WARRANTY*

Engine & Transmission : 5 years for unlimited kilometer
Vehicle & Differential : 2 years for unlimited kilometer
Bus Body : 2 years for unlimited kilometer

Use SML ISUZU genuine spares



SML
VISHWAS



SML
EXTEND



SML
XCHANGE

Exchange Affordability at Your Fingertips



SML ISUZU LTD.

Corporate Office: 204-205, Sector 34-A, Chandigarh-160022
Website: www.smlisuzu.com

Visit Us: [f @smlisuzuofficial](https://www.facebook.com/smlisuzuofficial) [i @smlisuzuofficial](https://www.instagram.com/smlisuzuofficial) [in @company/sml-isuzu-ltd](https://www.linkedin.com/company/sml-isuzu-ltd)

☺ Pan India Sales, SML Direct #93198 41155 ☺ India 24x7 Service No. # 1800 419 8086 (Toll Free)

Connect with us on WhatsApp via



Missed Call at
9319871155



Send "Hi" message
on Whatsapp #9988224365



Type bit.ly/SMLISUZU
on web browser

Authorised Dealer

*Terms and Conditions apply